
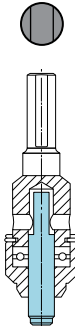
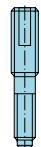
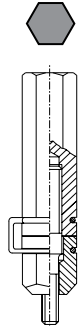
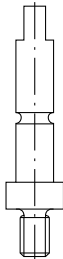
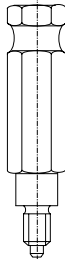
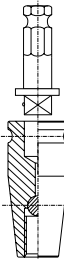
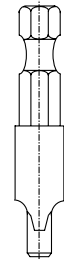

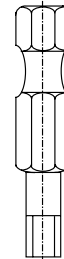
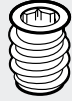
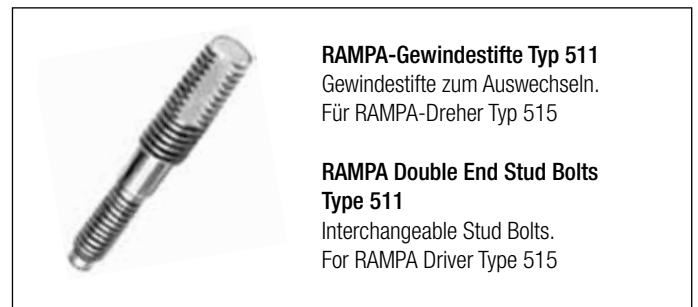
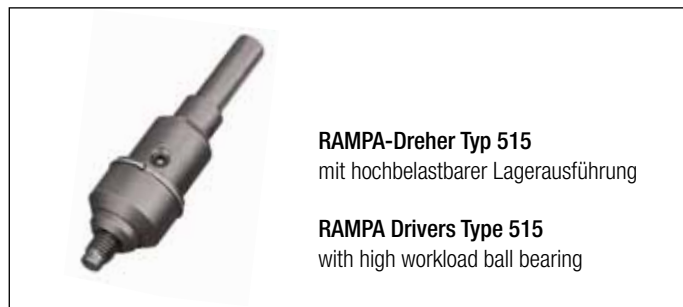


RAMPA Übersicht der Werkzeuge RAMPA Range of tools

Werkzeug Tool	Art. 515	Art. 511	Art. 512	Art. 501	Art. 502	Art. 508	Art. 507	Art. 504	Art. 506
Antrieb Maschine Tool Drive	mit Schaft		SW 10-30 mm	DIN 3126 FormH 7-13mm	DIN 3126 E 11,2	DIN 3126 E 11,2	DIN 3126 E 6,3	DIN 3126 E 11,2	DIN 3126 E 6,3
									
Antrieb Muffe Insert Drive									
	M 3 M 4 M 5 M 6 M 8 M 10 M 12 M 16	M 3 M 4 M 5 M 6 M 8 M 10 M 12 M 16	M 3 M 4 M 5 M 6 M 8 M 10 M 12 M 16 M 20	M 3 M 4 M 5 M 6 M 8 M 10 M 12 M 16	M 3 M 4 M 5 M 6 M 8 M 10	M 6 M 8 M 10	M 4 M 5 M 6 M 8 M 10	SW 4 SW 5 SW 6 SW 8 SW 10 SW 12	SW 4 SW 5 SW 6 SW 8 SW 10



515

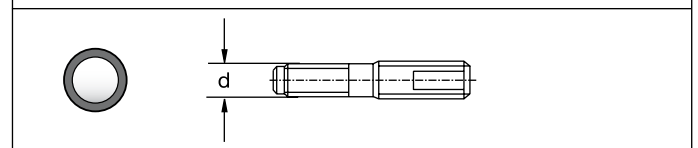
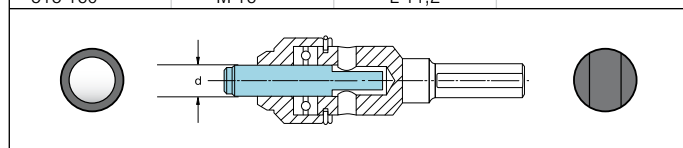
Art.	d	Antrieb
515 300	M 3	Ø 10
515 400	M 4	Ø 10
515 500	M 5	Ø 10
515 502	M 5 red.	Ø 10
515 503	M 5 DVZ	Ø 10
515 600	M 6	Ø 10
515 602	M 6 red.	Ø 10
515 603	M 6 DVZ	Ø 10
515 800	M 8	Ø 10
515 100	M 10	E 11,2
515 120	M 12	E 11,2
515 160	M 16	E 11,2

511

Art.	d
511 300	M 3
511 400	M 4
511 500	M 5
511 502 *	M 5
511 600	M 6
511 602 *	M 6
511 800	M 8
511 100	M 10
511 120	M 12
511 160	M 16

*Hinweis:
verkürzter Gewindestift

*Please note:
shortened stud bolt



Hinweis: nicht rabattfähig
Please note: no discount